

BAROMÈTRE DES NOTAIRES

IMMOBILIER

WWW.NOTAIRE.BE

T3 2024

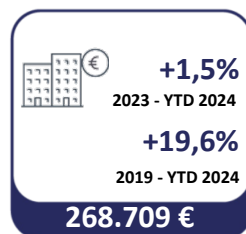

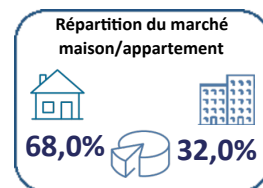
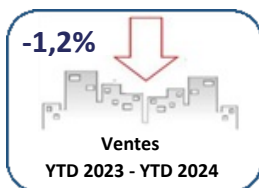
Baromètre 62

Au cours des neuf premiers mois de 2024, il y a eu -1,2% de ventes en moins dans notre pays par rapport à la même période en 2023. Le prix moyen d'une maison a augmenté de +2,1% pour atteindre 329.468 euros.


Un appartement coûte en moyenne 268.709 euros, en hausse de +1,5% par rapport à la moyenne annuelle de 2023.

La part des jeunes acheteurs est passée à 29 % au cours des neuf premiers mois de cette année. Au début de cette année, leur part n'était que de 27,1%.

Belgique




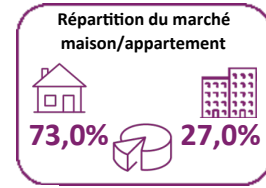
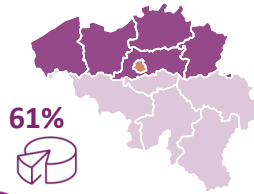
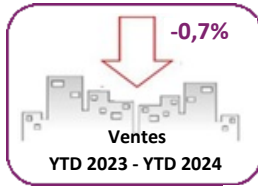
Répartition du volume de transactions en Belgique :





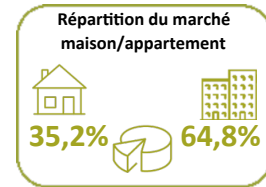
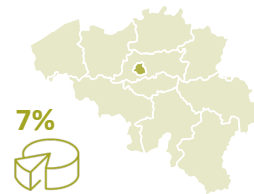
Inflation 2023 - YTD 2024 : **2,9%**

Inflation 2019 - YTD 2024 : **21,1%**



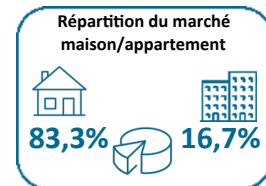
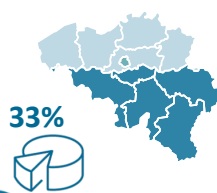
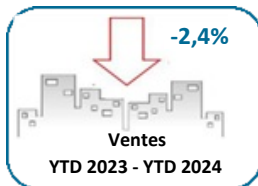
Flandre



Bruxelles

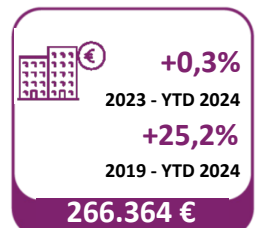
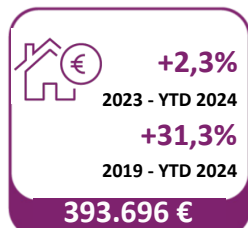
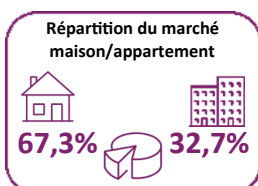


Wallonie



Provinces flamandes

Anvers

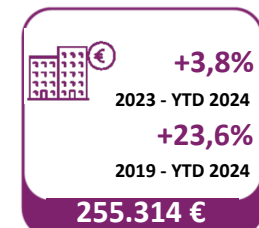
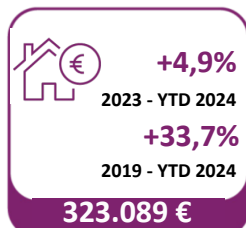
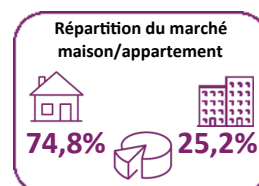



393.696 €

266.364 €



Limbourg

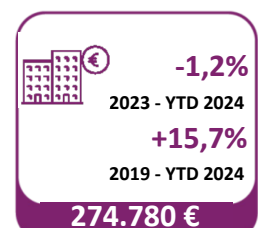
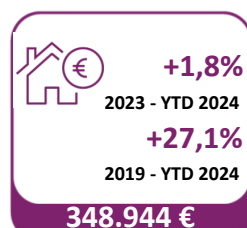
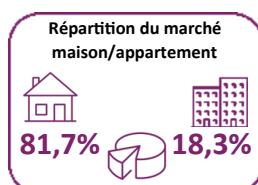



323.089 €

255.314 €



Flandre Orientale

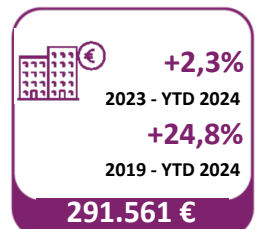
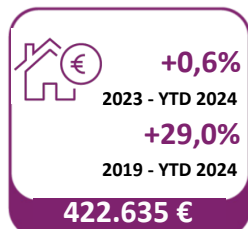
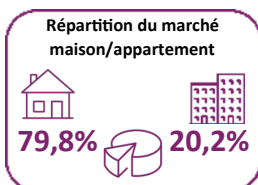



348.944 €

274.780 €



Brabant Flamand

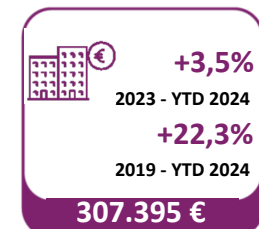
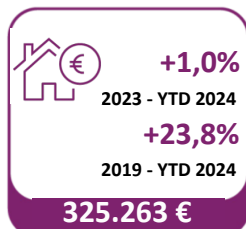
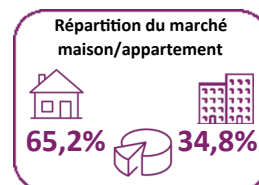



422.635 €

291.561 €



Flandre Occidentale





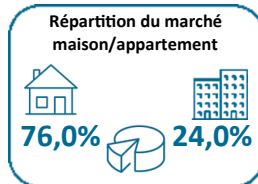
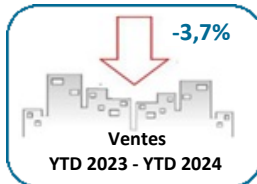
325.263 €

307.395 €

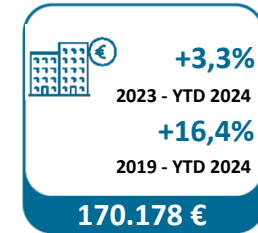

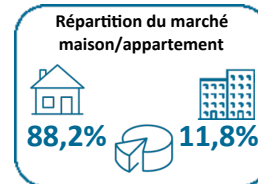


Provinces wallonnes



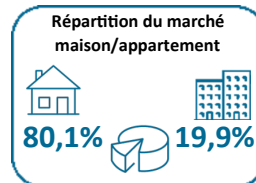

Brabant Wallon





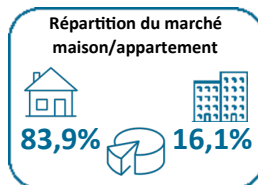
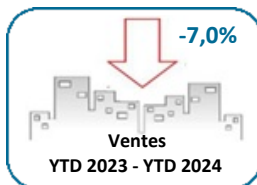
Hainaut





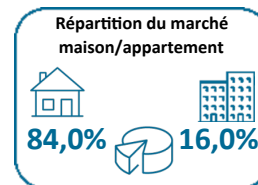

Liège



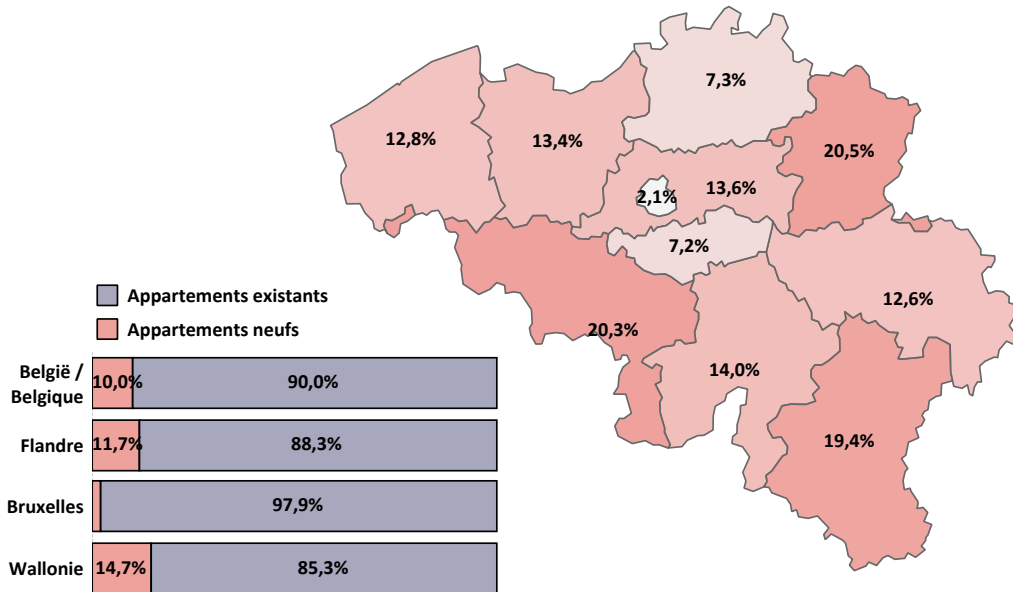
Luxembourg



Namur




Appartements - PDM existant/nouveau 2024






Appartements - Prix moyen existant/nouveau

Prix moyens 2024 - évolution par rapport à 2023:

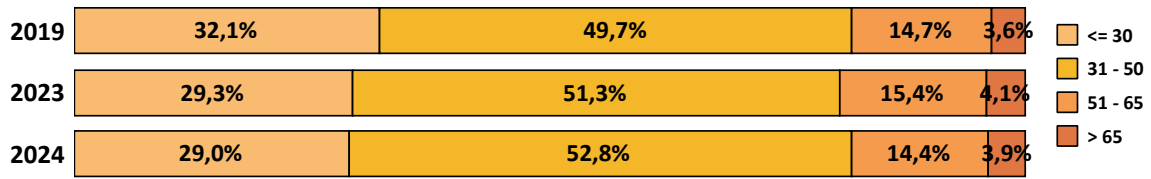
Existant



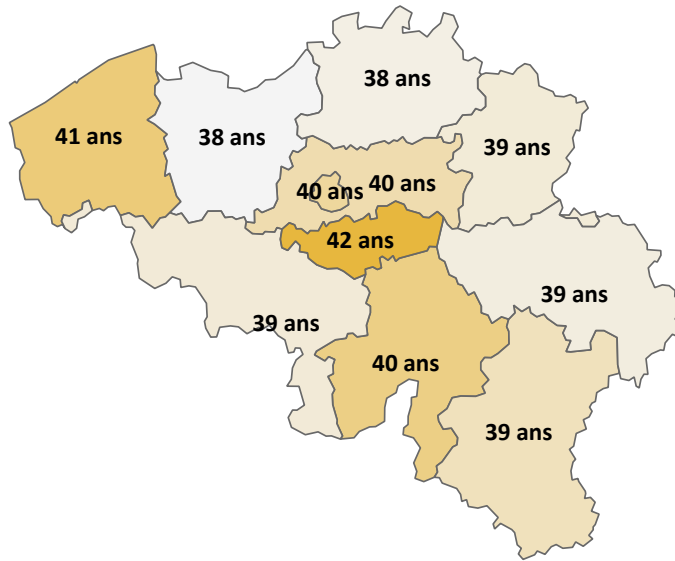
Nouveau



Âge des acheteurs



Âge moyen:



Répartition des acheteurs de 30 ans ou moins:

